


Kits de Embrague




HC 1878 079 331

DISCO IVECO VERTIS 362MM 38MM



HC 3000 954 319

EMBRAGUE MB 1114/1518 MOTOR OM 352



HC 3000 954 322

MERCEDES BENZ 1938 MONODISCO 430MM
10E



HC 3400 000 114

KIT CARGO ELECTRONICO 380MM 2011/... CCH



HC 3400 000 135

KIT EMBRAGUE FORD 330MM
(CRAPODINA BAJA)



HC 3400 000 137

FORD 330MM (CRAPODINA MEDIANA)




HC 3400 000 139

KIT 330MM FORD - VW (CRAPODINA ALTA)



HC 3400 000 140

FORD CARGO 1932 ELECTRONICO 2011 CCH



HC 3400 000 150

SCANIA ESCLAVO



HC 3400 000 155

VOLVO 430 CRAPO ELECTRONICA DISC. SIMPLE




HC 3400 000 174

VOLKSWAGEN 395MM 10E 17-280




HC 3400 000 218

KIT MERCEDES BI DISCO 400MM




HC 3400 000 233

KIT FORD 2042 430 10E CCH




HC 3400 000 235

KIT IVECO 430 10E CCH



HC 3400 000 249

KIT MERCEDES 1934/1634 430 10E CCC



HC 3400 000 251

KIT MERCEDES 395 18E CCH



HC 3400 000 254

KIT EMBRAGUE MERCEDES 710 TIRAR 310MM




HC 3400 000 255

KIT SCANIA 430 24E CCC



HC 3400 000 300


IVECO TECTOR 300



HC 3400 000 311


KIT EMBRAGUE MB 362 MM 18E CRAPO
PLASTICA

Kits de Embrague




HC 3400 000 322

KIT SCANIA 430 22E GUIA FINA CCC



HC 3400 000 326

KIT MERCEDES AXOR 430 18E CCC




HC 3400 000 331

KIT SCANIA 430 24E GUIA GRUESA CCC




HC 3400 000 332

KIT SCANIA 420 22E CCH




HC 3400 000 334

KIT VOLVO 430 10E CRAPODINA BAJA




HC 3400 000 335

KIT VOLVO 430 10E CRAPODINA MEDIANA



HC 3400 000 336

VOLVO 430 10E CRAPODINA ALTA



HC 3400 000 337

VOLVO 430 24E CRAPODINA BAJA



HC 3400 000 338

VOLVO 430 24E CRAPODINA MEDIANA



HC 3400 000 339

VOLVO 430 24E CRAPODINA ALTA



HC 3400 000 359

KIT MERCEDES O500 430 10E CCH



HC 3400 000 494

KIT MERCEDES 420 10E FUNDICION CCH 1633




HC 3400 000 495

FIAT 619 420MM 10E 2*



HC 3400 000 513

VERTIS 362MM 10E




HC 3400 000 517

KIT EMBRAGUE VW CONSTELLATION 19-320



HC 3400 000 517E

EMBRAGUE VW CONSTELLATION
19-360/19-420
FORD 2042




HC 3400 000 518

KIT VW CONSTELLATION 17-250 395 10E CCH



HC 3400 000 651

KIT EMBRAGUE IVECO 430 MM - 10 ESTRIAS



HC 3400 000 665


EMBRAGUE FORD CARGO 395MM FUNDICION
VM260 - VM 260R 395MM 10E



HC 3400 000 672


MERCEDES-BENZ - IVECO 350MM 10E
FUNDICION

Kits de Embrague



HC 3400 000 673

MERCEDES BENZ - IVECO 350MM 18E
FUNDICION




HC 3400 000 772

KIT FORD - VW 350 10E DIRECTA CCH




HC 3400 000 773

KIT FORD - VW 350 10E TUBO CCC



HC 3400 000 777

KIT EMBRAGUE SCANIA 430 MM / 24 E (6453)




HC 3400 000 794F

220CV 380MM SOBRE DIRECTA DISCO FIJO



HC 3400 000 794P

220CV 380MM SOBRE DIRECTA DISCO
PREAMORTIGUADO




HC 3400 000 795F

220CV 380MM TUBO GUIA DISCO FIJO




HC 3400 000 795P

220CV 380MM TUBO GUIA DISCO
PREAMORTIGUADO




HC 3400 000 797F

VM 260 R 380MM 10E
CARGO TUBO 380MM 10E DISCO FIJO




HC 3400 000 797P

CARGO TUBO 380MM 10E DISCO PREAMORT.




HC 3400 000 798F

KIT CARGO DIRECTA 380 10E CCC DISCO FIJO




HC 3400 000 798P

CARGO DIRECTA 380MM 10E DISCO
PREAMORTIGUADO



HC 3400 000 806

KIT EMBRAGUE CURSOR CAVALLINO 400 10E
CCC



HC 3400 000 858

KIT IVECO STRALIS 430 10E CCC



HC 3400 000 887

EMBRAGUE VW 17-230 EOD MWM




HC 3400 000 907

EMBRAGUE MB 330 MM



HC 3400 001 071F

IVECO TECTOR 365/380MM DISCO FIJO




HC 3400 001 071P

IVECO TECTOR 365/380MM DISCO
PREAMORTIGUADO



HC 3400 001 104


EMBRAGUE MERCEDES-BENZ O500 EURO III/
EURO V



HC 3400 001 114F


CARGO ELECTRONICO 380MM 2011/... D. FIJO

Kits de Embrague




HC 3400 001 114P

CARGO ELECTRONICO 380MM 2011/... D.
PREAMORTIGUADO



HC 3400 001 115

FORD CARGO 1729 395MM 10E



HC 3400 001 286

MERCEDES BENZ ATEGO 1729 – ACTRON 2729



HC 3400 365 114

KIT FORD CARGO ELECTRÓNICO 365MM
104108-2



HC 3400 365 775

EMBRAGUE AGRALE OMNIBUS 365MM 10E
TIRAR




HC 3400 365 794

KIT FORD CARGO SOBRE DIRECTA 365MM
104102-1




HC 3400 365 795

KIT FORD CARGO TUBO GUIA 365MM 104101-1




HC 3400 395 300

KIT EMBRAGUE RENAULT 300 395MM
EMPUJAR




HC 3400 600 109F

KIT IVECO TECTOR 350 FIJO



HC 3400 600 109P

KIT IVECO TECTOR 350 PREAMORTIGUADO



HC 3400 700 432

KIT DAILY 280MM 10E (II/III/IV) HASTA 2008




HC 3400 700 433

KIT DAILY 280MM 10E (II/III/IV) DESDE 2008




HC 3400 700 629

KIT EMBRAGUE VOLVO BI-DISCO 400MM 24E




HC 3400 700 643

KIT EMBRAGUE MB O500 AUTOMATIZADO




HC 3400 710 012

KIT EMB. MB 395 MM 18E ACT. HIDRAULICO




HC 3400 710 013

MERCEDES IVECO 350MM 18E ACT.
HIDRAULICO




HC 3400 710 015

KIT EMB. MB 362 MM 18E ACT. HIDRAULICO




HC 3482 000 589

KIT SCANIA TOMA DE FUERZA



HC 3488 000 158


KIT EMBRAGUE BIDISCO ACTROS



HC 3488 000 160


EMBRAGUE AXOR / ACTROS CON TOMA DE
FUERZA

Kits de Embrague



HC 3488 014 311

KIT VOLVO BI DISCO 380MM 10E



HC 3488 019 032

KIT VOLVO BI DISCO 380MM